


RPM-x-TMy Assembly Guide (Lube Equipment Package for Tote Tank)

"x" varies according to pump size ordered

"y" varies according to control handle ordered

1/30/2019



11212A McCormick Drive
Hunt Valley, MD 21031


Date: Jan 2019
Version: 1.01

Phone: (410) 252-9300
www.americanlube.com



1251 North Patt Street
Anaheim, CA 92801

Form: RPM-x-TMy



3" Nipple

Fill cap

Double tap bushing for pump

Reducer bushing

Short nipple (1-1/2")

double tap bushing



11212A McCormick Drive
Hunt Valley, MD 21031

Date: Jan 2019
Version: 1.01

Phone: (410) 252-9300
www.americanlube.com



1251 North Patt Street
Anaheim, CA 92801

Form: RPM-x-TMy



11212A McCormick Drive
Hunt Valley, MD 21031

Date: Jan 2019
Version: 1.01

Phone: (410) 252-9300
www.americanlube.com



1251 North Patt Street
Anaheim, CA 92801

Form: RPM-x-TMy

The aluminum threads in the pump body can be stripped out when the installer does not hold the 7/8" nut with a wrench while tightening the air supply fittings.

7/8" nut - must be held or steel nut tears up soft aluminum pump body threads which migrate into the pump and causing damage to seals, pistons, etc.

Typical air supply fitting. When tightening this fitting, the 7/8" nut must be held with a wrench to prevent the 7/8" nut from turning.



11212A McCormick Drive
Hunt Valley, MD 21031

Date: Jan 2019
Version: 1.01


Phone: (410) 252-9300
www.americanlube.com



1251 North Patt Street
Anaheim, CA 92801

Form: RPM-x-TMy

NOTE: Tape and dope all oil connections.



11212A McCormick Drive
Hunt Valley, MD 21031


Date: Jan 2019
Version: 1.01

Phone: (410) 252-9300
www.americanlube.com



1251 North Patt Street
Anaheim, CA 92801

Form: RPM-x-TMy



11212A McCormick Drive
Hunt Valley, MD 21031


Date: Jan 2019
Version: 1.01

Phone: (410) 252-9300
www.americanlube.com



1251 North Patt Street
Anaheim, CA 92801

Form: RPM-x-TMy



11212A McCormick Drive
Hunt Valley, MD 21031


Date: Jan 2019
Version: 1.01

Phone: (410) 252-9300
www.americanlube.com



1251 North Patt Street
Anaheim, CA 92801

Form: RPM-x-TMy



AMERICAN
LUBRICATION EQUIPMENT CORPORATION®

11212A McCormick Drive
Hunt Valley, MD 21031


Date: Jan 2019
Version: 1.01

Phone: (410) 252-9300
www.americanlube.com

AMERICAN
EQUIPMENT - WEST

1251 North Patt Street
Anaheim, CA 92801

Form: RPM-x-TMy



Attach insulating foam to the underside of the tote bracket per supplied instructions.

Blue tote cap.

3" Nipple. Fill port downtube.



11212A McCormick Drive
Hunt Valley, MD 21031


Date: Jan 2019
Version: 1.01

Phone: (410) 252-9300
www.americanlube.com



1251 North Patt Street
Anaheim, CA 92801

Form: RPM-x-TMy



After installing the tote fill cap and the insulating foam, mount reel to the tote bracket with the supplied hardware.

Notice position of reel arm. Remove reel from shipping box and reposition the arm.



11212A McCormick Drive
Hunt Valley, MD 21031

Date: Jan 2019
Version: 1.01

Phone: (410) 252-9300
www.americanlube.com



1251 North Patt Street
Anaheim, CA 92801

Form: RPM-x-TMy



Sealing foam instructions are included.



11212A McCormick Drive
Hunt Valley, MD 21031

Date: Jan 2019
Version: 1.01

Phone: (410) 252-9300
www.americanlube.com



1251 North Patt Street
Anaheim, CA 92801

Form: RPM-x-TMy

