



## USED OIL DRAIN OPERATING INSTRUCTIONS




1  
Close drain basin shut-off valve. Tighten funnel height adjustment knob.



8  
Disconnect fluid coupler on the waste oil tank inlet hose from the fluid connector on the drain.



2  
Connect fluid coupler on waste oil tank inlet hose to fluid connector on drain.




5  
Connect air hose line to air inlet valve on the drain. Open the air inlet valve.



9  
Open the drain basin shut-off valve.



3  
Open material outlet shut off valve at the base of the drain.



6  
Once the fluid has been drained close the air inlet shut-off valve on drain. Disconnect air hose line to air inlet valve on the drain.



4  
Make sure air pressure regulator is set to 7 PSI



7  
Close material outlet shut-off valve at the base of the drain.



FOR WASTE OIL DRAIN ISSUES PLEASE CONTACT F \_\_\_\_\_